

Plug-In Deluxe Rackmount & Cabinet Protectors

Bring power safely and conveniently to wherever your need it with a full line of standard and custom **Plug-In Rackmount & Cabinet** Units. These units are ideal for use in a wide variety of settings, including relay racks and cabinets, laboratories, workshops, classrooms and offices.






Plug-In Rackmount & Cabinet units include compact, 90°, deluxe control, industrial, hospital grade, and international units. Most are available in both 15 and 20 Amp configurations.

Product Features

- **User-Ready Units**
 - ▶ Plug-in units provide power distribution in a portable, plug-in unit.
- **Rugged Construction**
 - ▶ Durable 2" x 1¾" (44mm x 51mm) or 3½" x 2" (89mm x 44mm) aluminum housing. Some units are available with an impact-resistant plastic housing.
- **Space Saving**
 - ▶ Rackmount units fit standard 19" (482mm) relay racks. Compact 1U design takes up minimum space. 23" (584mm) units available.
- **Low Profile**
 - ▶ Cabinet units offer a narrow 1½" x 1 3/16" (38mm x 20mm) aluminum housing.
- **Aesthetically Pleasing**
 - ▶ Deluxe control and 20 Amp units have a putty white finish and a black cord.
- **Resettable Circuit Breaker**
 - ▶ Provides overload protection
- **Flexible Mounting**
 - ▶ Each unit features one of four different mounting types. Each mounting method has been designed to optimize the performance of the product. Complete mounting hardware and installation instructions are included with every unit.
- **Cord Properly Rated To Load Requirements**
 - ▶ 15 Amp units have a 14/3 SJT cord and a NEMA 5-15P plug. 20 Amp units have a 12/3 SJT cord and a NEMA 5-20P or NEMA I%-20P plug.
- **Lighted Switch**
 - ▶ Most units have lighted ON/OFF switches to control power to the unit.
- **Product Warranty**
 - ▶ Two-Year
- **UL Recognized or Listed And CSA Certified**
 - ▶ Rackmount units are UL recognized components. All other units are UL listed and meet UL1363 standards. All 15A units are CSA certified.

Model Selection Guide

Deluxe Control Plug-In Outlets		
Model	Description/Specifications	Dimensions
 UL208BC/UL208BD	4 individually switched outlets. Lighted ON/OFF switch. Putty white finish.	6' (1.8m) or 15' (4.6m) cord. Length 7½" (191mm). Width 3½" (89mm). Receptacle center-to-center 2" (33mm).
 UL209BC/UL209BD	8 individually switched outlets. Lighted ON/OFF switch. Putty white finish.	6' (1.8m) or 15' (4.6m) cord. Length 13" (330mm). Width 3½" (89mm). Receptacle center-to-center 2" (33mm).
 UL215BC/UL215BD	4 individually switched outlets. Lighted ON/OFF switch. Grey finish.	6' (1.8m) or 15' (4.6m) cord. Length 13" (330mm). Width 2" (51mm). Receptacle center-to-center 2 1/8" (54mm).